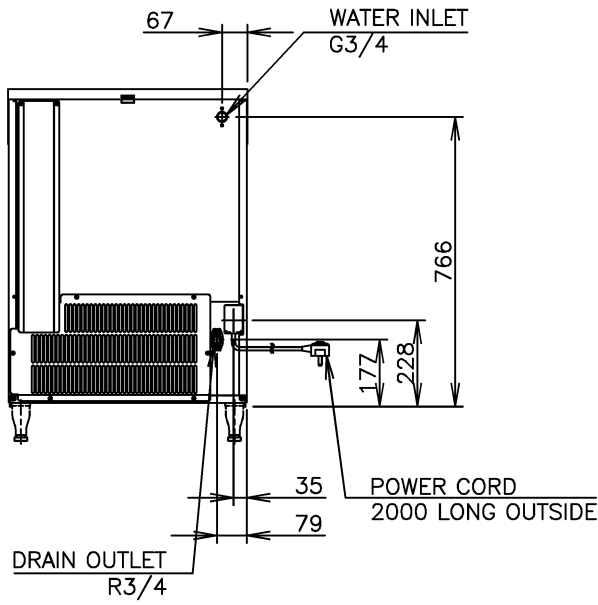
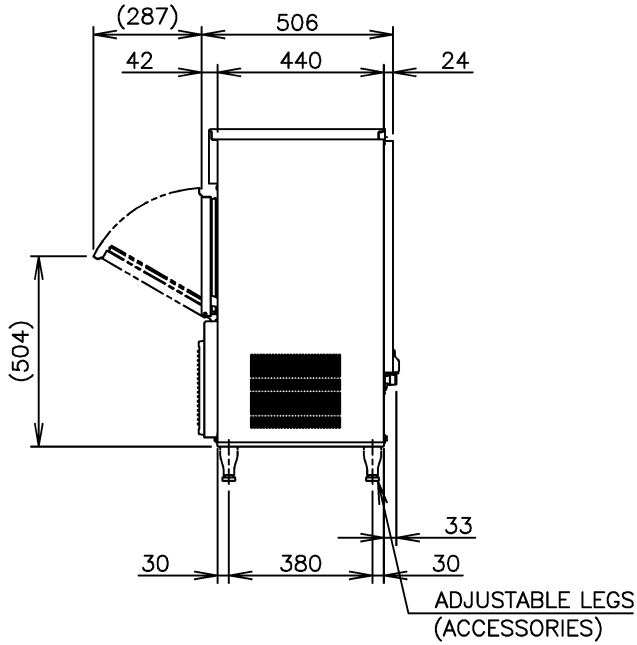
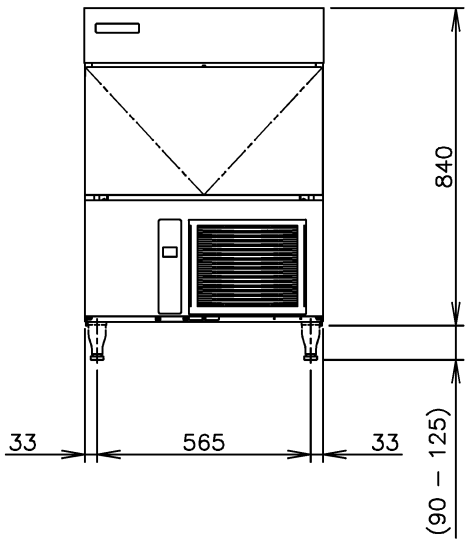
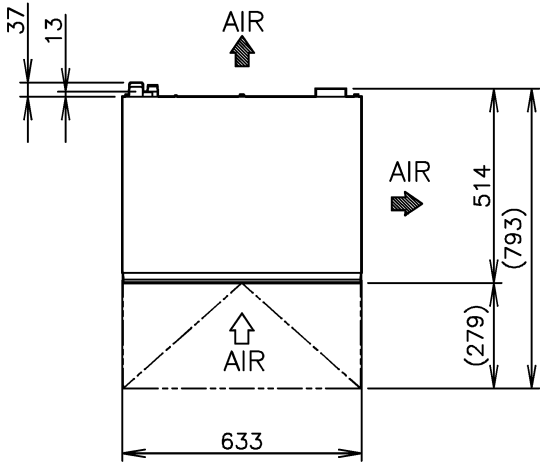


1. Install the product properly in accordance with the instructions on location, water supply/drain connections and electrical connections stated in the instruction and installation manuals provided. Allow 10mm extra space at the installation site to meet any installation requirements (additional spacing is also required for proper air flow and pipe connections).
2. The ice production depends on the ambient and water temperatures. Refer to the instruction manual.
3. Product Code: M066-D200



ITEM	Hoshizaki Cube Ice Maker	
MODEL	IM-65NE-HC-SN	
POWER SUPPLY	1 PHASE 220-240V 50Hz Capacity: Min. 0.68kVA (2.9A)	
AMPERAGE	Running: 2.5A Rated Motor: 2.5A Starting: 11A	
ELECTRIC CONSUMPTION	Rated Motor: 320W (Power factor: 53%)	
ICE PRODUCTION PER 24h	Approx. 52kg (5mm)/62kg (15mm) (AT.10° C, Water Temp.10° C) Approx. 47kg (5mm)/56kg (15mm) (AT.21° C, Water Temp.15° C) Approx. 39kg (5mm)/46kg (15mm) (AT.32° C, Water Temp.21° C)	
WATER CONSUMPTION PER 24h	Approx. 0.21m³ (AT.10° C, Water Temp.10° C) Approx. 0.14m³ (AT.21° C, Water Temp.15° C) Approx. 0.12m³ (AT.32° C, Water Temp.21° C)	
SHAPE OF ICE	Cube Approx. 28 x 28 x 32mm	
FREEZE CYCLE TIME	Approx. 25min (AT.21° C, Water Temp.15° C)	
ICE PRODUCTION PER CYCLE	Approx. 0.94kg/42pcs. (AT.21° C, Water Temp.15° C)	
MAX STORAGE CAPACITY	Approx. 26kg (Bin Control Setting Approx. 18kg)	
OUTSIDE DIMENSIONS	633mm (W) x 506mm (D) x 840mm (H)	
EXTERIOR	Stainless Steel, Galvanized Steel (Rear)	
INSULATION	Polyurethane Foam	
INSULATION FOAM BLOWING AGENT	Water Blown	
CONNECTIONS - ELECTRIC	X-Type Con. (with CONT. Plug)	
CONNECTIONS - WATER SUPPLY	Inlet G3/4 (connected at rear side)	
CONNECTIONS-DRAIN	Outlet R3/4 (connected at rear side)	
ICE MAKING SYSTEM	Cell type	
HARVESTING SYSTEM	Hot Gas Defrost	
COMPRESSOR	Hermetic	
CONDENSER	Fin and Tube type , Air-cooled	
HEAT REJECTION	815W (AT.32° C, Water Temp.21° C)	
EVAPORATOR	Tin-plated Copper Tube on Sheet and Cells	
REFRIGERANT CONTROL	Capillary Tube	
REFRIGERANT CHARGE	R290/110g	
ICE MAKING CONTROL	Thermistor, Timer	Controller Board
HARVESTING CONTROL	Thermistor	
BIN CONTROL	Microswitch (with Time Delay)	
ICE MAKING WATER CONTROL	Timer, Water Pan's Movement	
ELECTRICAL PROTECTION	Class I Appliance, 5A Fuse	
COMPRESSOR PROTECTION	Overload Protector(Auto-reset) Pressure Switch(Auto-reset)	
ICE MAKER PROTECTION	Interlock by Controller Board	
WEIGHT	50kg (Gross 60kg)	
PACKAGE	Carton 735mm (W) x 570mm (D) x 1012mm (H)	
ACCESSORIES	Scoop, Leg, Installation Kit	
OPERATING CONDITIONS	Ambient Temp.: 1 - 40° C, Water Supply Temp.: 5-35° C Water Supply Pressure: 0.07-0.8MPa (0.7-8bar) Voltage Range: Rated Voltage±6%	

*We reserve the right to make changes in specifications and design without prior notice.